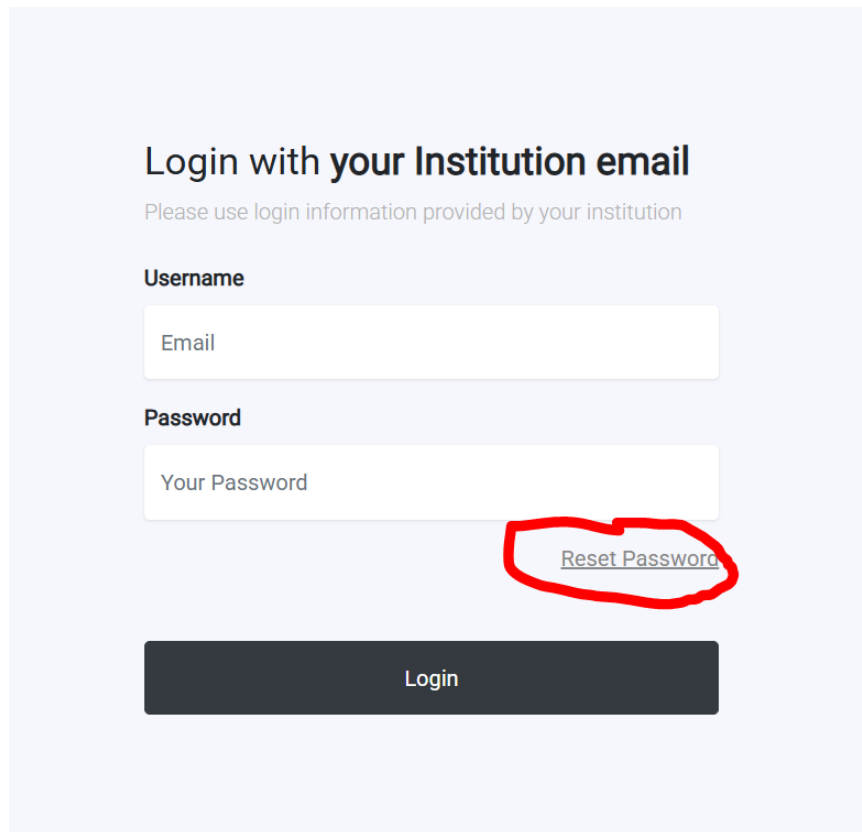


HOW TO RESET THE PASSWORD ON MASTERS RESEARCH PLATFORM

1. Visit <https://mastersresearch.ug>. This takes you to the login page



Login with your Institution email
Please use login information provided by your institution

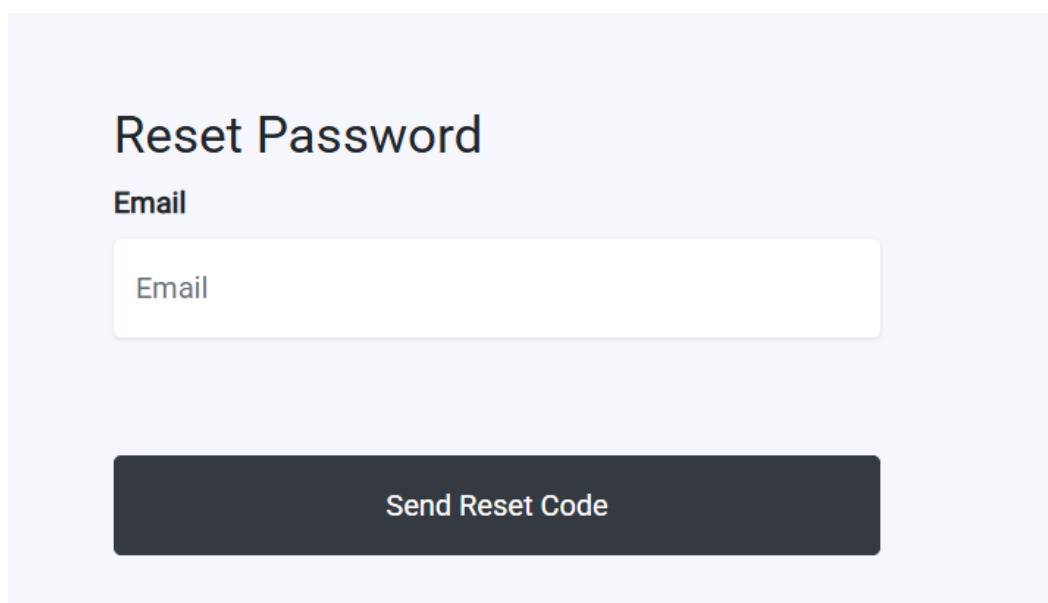
Username
Email

Password
Your Password

[Reset Password](#)

Login

2. Click Reset Password as shown above and enter your email (Institution email or one registered on the system)



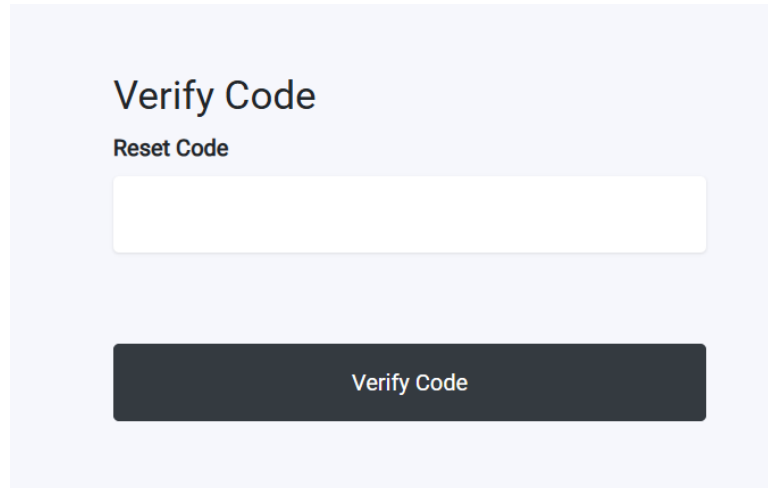
Reset Password

Email

Email

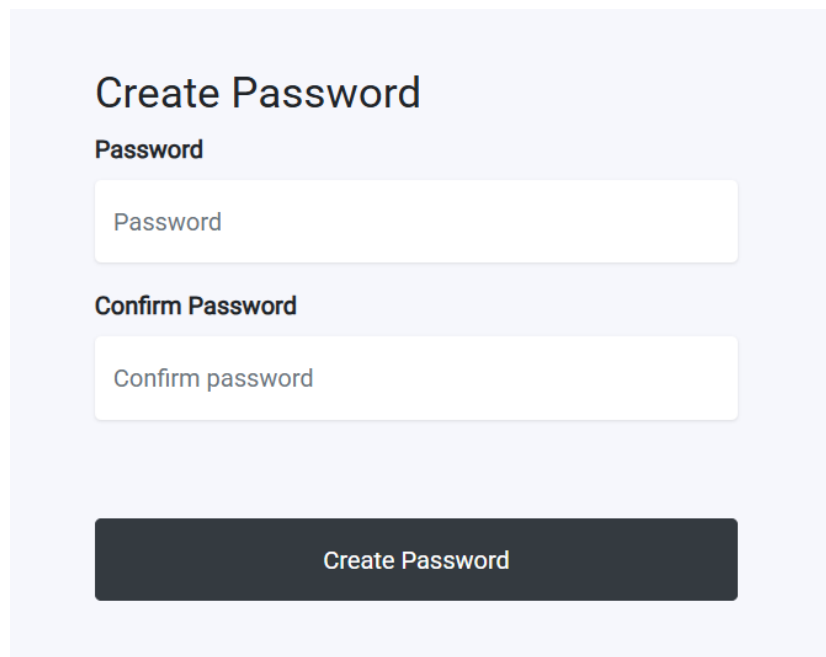
Send Reset Code

3. Click Send Reset Code
4. A message will be sent to your email containing the Password Reset Code. Enter that code in the text box for Reset code as show below



The image shows a 'Verify Code' form. It has a title 'Verify Code' in a large, dark font. Below the title is a label 'Reset Code' in a smaller, dark font. Under the label is a white text input box with a light gray border. At the bottom of the form is a dark gray button with the text 'Verify Code' in white.

5. Enter a new password of your choice and confirm it then click **Create Password**



The image shows a 'Create Password' form. It has a title 'Create Password' in a large, dark font. Below the title is a label 'Password' in a smaller, dark font. Under the label is a white text input box with a light gray border and the placeholder text 'Password'. Below this is another label 'Confirm Password' in a smaller, dark font. Under the label is another white text input box with a light gray border and the placeholder text 'Confirm password'. At the bottom of the form is a dark gray button with the text 'Create Password' in white.

6. You will be redirected to the login page and will be required to login by entering your email and password (the one you just created)